

Syracuse Thunderbirds Aero Radio Society



Plane Propwash



April 2016

Charter 473

The Next General Meeting will be May 11th, at 7:00 at the STARS field.

2016 Officers

[Ken Kadish, President](#)
[Paul Volcko, Vice President](#)
[Bob Rowe, Treasurer](#)
[Jeff Wolsley, Secretary](#)
[Peter Seiffert, Safety Officer](#)

Directors:
Peter Seiffert, 2007-08
Herb Moore, 2014
Phil Morgan *2011-2013

Volunteer Staff:
[Jeff Wolsley, Propwash Editor](#)
[Michael Graham, SYG Administrator/Club Historian](#)
[Paul Volcko, Webmaster](#)
[David Jewell, Field Committee](#)
[Ralph Goldstrom, Facebook Admin](#)

The next STARS meeting will be at the STARS field, May 11th, at 7:00. As a reminder, the meeting is always the second Wednesday of the month. The STARS monthly meetings will be at the STARS field until fall.

Flight School Is Back In Session

Try as I may, I just can't seem to get away with starting each monthly message without a comment on the weather. While April didn't bring the usual deluge of rain, temperatures and wind certainly didn't cooperate for either the first or second Heli or Multi Rotor nights, or for the Fixed Wing Pre-Flight Workshop. Although generally there were a good number of chilly but sunny days for flying activities, hopefully this will continue.

Fixed Wing Flight School begins May 5, and Heli and Multi Rotor nights continue onward every Tuesday evening.

Heli Jam 8 is coming up on June 25. I'm sure Paul Volcko would welcome some volunteers for the day of the event. Volunteers will also be needed on Friday, June 24 for setup. So please mark your calendars accordingly

The field is in very good shape and the Field Committee is doing a great job!

For the third successive year, we have successfully negotiated a lease of part of our property to CNY Crops, and can look forward to a cost sharing arrangement with them to help offset a portion of our costs.

Merely as a reminder, FAA rules currently require that pilots of all models weighing more than .55 pounds need to be registered with the FAA.

The next STARS meeting will be May 13, 2015, AT THE FIELD, and I hope to see you all there.

Ken

Secretary's Report: Jeff Wolsley

The April STARS regular meeting was called to order at 7:04. There were 12 Open Members, 5 Associate, 0 guest, and 0 youth member in attendance.

Secretary's Report:

The Secretary's Report from the March meeting was accepted as published in the Propwash. The motion to accept by Peter Seiffert and seconded by Dave Jewell. Carried.

Treasurer's Report:

The treasurer's report was read and a motion to accept by Herb Moore and 2nd by Mike Graham. Carried.

Committee Reports:

Field Committee: Dave Jewell

The water is back on for the season. The field has been rolled once. They plan on rolling again soon. There are small areas with standing water. The field looks to be in good shape overall.

AMA:

The AMA has again raised a call to action as the FAA is seeking to have legislation passed that directly affects us. The Senate has pending amendments to vote on soon. Please click on the link for more details from the AMA [AMA Write In Senate Amendment](#) This provides guidance for how to contact your Senators and ask them to support Amendment 3596. Also follow the blogs on the AMA website <http://www.modelaircraft.org/>

The FAA has proposed further restrictions that would possibly make model aircraft follow the same FAA rules for design and manufacturing criteria as full scale aircraft. Peter has requested everyone to look at this.

The AMA wants to take pictures at our airfield on 4/15 of our new AED. If there is anyone who will be at the field that day, please contact [Peter](#).

Safety Report: Peter Seiffert

No report of safety issues.

There was discussion regarding insurance coverage and liability. There is some misinformation out there regarding what is covered by your personal home owner's insurance policy. Your personal insurance policy may or may not cover you for liability.

The best way to find out is to contact your insurance provider. Ask them specifically if your policy covers you for LIABILITY DAMAGE TO A 3RD PARTY.

Don't wait for an issue to come up to find out. This is especially important if you are operating aircraft outside of AMA regulations that would exclude you from any AMA coverage.

Flight School: Bob Rowe

Fixed wing- Pre-Flight Inspection 04/28. Fixed wing flight school is in session starting 05/05.

Heli School- First night is 04/19. Food will be served.

Quad Copter- Paul is organizing. He will bring pilots to the field when he has enough.

STARS Web Site: Paul Volcko

The field cameras are working great. The website is up and running well. Back issues of the Propwash are now available on the website.

Please view the field cam at:

<http://www.amadistrictiistars.org/>

<http://www.amadistrictiistars.org/scam.html>

This is an infrared cam so you can see some activity at night.

Old Business:

Future Planning:

The fence Fence post repair will begin as soon as it gets dry enough.

Club house drainage- Tabled until it becomes an issue again. The club house as remained dry through the winter and so far into the spring.

Driveway- Bob will arrange for a load of stone to be delivered.

AED- The AED should be at the field in April. Phil is making a storage box to secure the AED at the field. The box will have a glass front that can be broken out in an emergency.

Ken is going to contact CNYCrops regarding our agreement with them. He will explore a possible opportunity to modify the contract to improve our position with them. This will require some research into other agreements with them in our area. The goal is to see if we can get them to provide some sort of monetary reimbursement for the use of the property.

Big Bird Giant Scale:

Peter has provided me with the 2016 schedule-

May-18th August- 3, 17

June- 1, 15 September- 7

July- 6, 20

Control Line:

Mike O'Neil will coordinate events at the field.

Mike has a DVD of Joe Nall Week to loan out. Contact Mike if you are interested in borrowing it. [Mike O'Neil](#)

Facebook:

The STARS now have a Facebook page. There are 52 members at this time.

New Business:

New Members:

No new members for the January meeting.

Model Aircraft Forum:

The attendance at the forum was down as well as the number of flyers. The static display was also smaller. Two scheduled speakers did not show up. The MAF committee is asking for input on the forum to improve the attendance. Please contact the committee with your ideas:

rcflyboy111@yahoo.com - Bob Preske

n844dk@gmail.com - Dave Kennedy

pseiffert2@gmail.com - Peter Seiffert

jrflorini@gmail.com - Jim Florini

gawikoff@windstream.net - Garret Wikoff

philipmorgan92@yahoo.com - Phil Morgan

davem@modelaircraft.org - Dave Mathewson

AirTrains@aol.com - John Spencer

tanjmg82@verizon.net - Michael Graham

paul.j@volcko.net - Paul Volcko

nvflyer56@aol.com - Phil Artese

herbz1957@yahoo.com - Herb Ziegler

kkadish1@twcnv.rr.com - Ken Kadish

STARS Review Committee:

The STARS review committee presented their recommendations and they will be acted upon.

Adjournment:

The April regular monthly meeting of the STARS was adjourned at 7:38pm.

Secretary, Jeff Wolsley

After the Meeting Show and Tell

No after the meeting show and tell.

Safety Officer Report: Peter Seiffert

Flight Stations:

I have noticed that members are sometimes not using the flight stations. The flight stations are for a purpose. The **first** purpose is to protect the pilot if an aircraft decides to aim toward the flight line. They protect the pilots from getting hurt. I have visited fields that have a full height chain link station with a top to protect the pilot. The **second** reason is to organize the flight line. If pilots are using the flight stations other members know immediately who is flying and how many are flying. Case in point, if a pilot is not flying from a station other pilots may not notice the pilot who is not at the station and start flying. The problem is there could be too many aircraft in the air and/or other activity that may interfere with the pilot not at the flight station. I have heard the reason that the pilot not in the flight station thought they would be out of the way of other pilots. The pilot out of the flight station is creating a safety issue because they are not easily noticed. The hover station was created to learn to hover or test hover, not open flying. I am going to suggest the field eliminate the hover station.

The crosswind runway was created to use if there is a crosswind only. If pilots are piloting from the right end of the field to the right flight station they are in the crosswind runway. All flying, including helicopters, and should be at the flight stations only. **PLEASE USE THE FLIGHT STATIONS CORRECTLY!**

Please remember that safety is every member's responsibility, not just the safety officers.

Safety Officer;

Peter Seiffert

PRODUCT SAFETY RECALL-

-----NEWS from CPSC-----

U.S. Consumer Product Safety Commission

Office of Communications

4330 East West Highway, Bethesda, MD 20814

www.cpsc.gov

Horizon Hobby Recalls E-flite Chargers Due to Fire Hazard

<http://www.cpsc.gov/en/Recalls/2016/Horizon-Hobby-Recalls-E-flite-Chargers/>

Recall Date: October 15, 2015

Recall Number: 16-008

Horizon Hobby Recalls E-flite Chargers Due to Fire Hazard

Summary

Name of Product: E-flite Ultra Micro-4 AC/DC Battery Chargers

Hazard: The chargers can overcharge the batteries and overheat, which could result in a fire, property damage and injury.

Remedy: Replace

Consumers should stop using the recalled chargers immediately and contact Horizon Hobby for a replacement charger.

Consumer Contact: Horizon Hobby toll-free at 877-504-0233 from 8 a.m. to 7 p.m. CT Monday through Friday, 8 a.m. to 5 p.m. CT Saturday and noon to 5 p.m. Sunday or online at www.horizonhobby.com and click on Product Recalls listed under the Support tab at the bottom of the page for more information.

Photos available at: <http://www.cpsc.gov/en/Recalls/2016/Horizon-Hobby-Recalls-E-flite-Chargers/>

Recall Details

Units: About 1,300

Description: This recall involves the EFLC1105 E-flite Ultra Micro-4, 4x9W, AC/DC Battery Charger from E-flite. The charger has four independently functioning charge circuits with a LED status display. Each port can charge one 30. 150mAh, 1S UM cell, a 1S MCPX cell, or one 120. 300mAh 2S pack equipped with a JST-PH, 3-wire connector. The charger measures 5 inches tall by 7 inches wide by 1.5 inches deep. The charger is blue with a gray, black and blue faceplate with white and black type. E-flite Celectra UMX-\$ Battery Charger+is printed across the center of the charger.

Incidents/Injuries: None reported

Sold exclusively at: Horizon Hobby stores nationwide and online at www.HorizonHobby.com from March 2015 through June 2015 for about \$70.

Importer: Horizon Hobby LLC, of Champaign, Ill.

Manufactured in: China

The U.S. Consumer Product Safety Commission (CPSC) is still interested in receiving incident or injury reports that are either directly related to a product recall or involve a different hazard with the same product. Please tell us about your experience with the product on SaferProducts.gov.

Media Contact

Please use the phone numbers below for all media requests.

Phone: (301) 504-7908

Spanish: (301) 504-7800

CPSC Consumer Information Hotline

Contact us at this toll-free number if you have questions about a recall:

800-638-2772 (TTY 301-595-7054)

Times: 8 a.m. - 5:30 p.m. ET; Messages can be left anytime

Call to get product safety and other agency information and to report unsafe products.

Calendar of Events for April-May (and beyond) Events: *Editor's Note- Also watch your e-mail for sudden changes to events like cancellations or re-scheduling due to weather.*

April 2nd- OMAC Swap Meet and Luncheon
April 9th- Flaps RC Swap Meet and Auction
April 19th- First night of STARS Heli School
April 21st- Preflight Inspection STARS Field
for fixed wing aircraft school

May 5th- First night STARS Fixed Wing School
May 18- First night of Big Bird flying at STARS
June 25th- STARS 8th Annual Heli Jam

Indoor activities are winding down in April! Look for additional indoor events and updates to indoor flying schedules!

Camillus Indoor Aviators (CIA) Indoor flying at First Baptist Church located at 1960 State Route 5 in Elbridge Tuesday and Friday 6:00 to 9:00 and the first Saturday of each month 4:00 to 9:00 (2.4GHz only)

CNY Indoor Flying Society Please visit the web page for details before attending. Sacred Heart Catholic Church on Route 11, Just South of Cicero, NY. Tuesdays and Thursdays 12:30-4:00. Saturdays 6:00-9:00.

Walt's Hobby Town- Indoor flying will be available at Walt's during normal business hours. Please contact Walt's Hobby Town for further details and landing fees.

MexAir R/C Indoor flying from October thru April, Friday night from 6pm-9pm at the Mexico Elementary School located in Mexico, NY. There is a \$5 charge for any adults who wish to fly. Anyone ages 19 or below fly for free!!

STARS Flight Schools-

Fixed Wing School starts May 5th. Pre-flight Inspection is April 21st at the STARS field. School runs every Thursday night into the fall.

Heli School starts April 19th and continues every Tuesday night into the fall.

IT'S NEVER TOO LATE TO JOIN A FLIGHT SCHOOL ALREADY IN PROGRESS

Big Bird- The big bird flyers will start meeting on **May 18th**, and continue to meet the first and third Wednesday each month into September. Now's a good time to go over the Big Bird Safety list and do a check of all your aircraft. It might be a good idea to have someone else look over your aircraft too!

Please visit the **AMA District II** website or the Event Section in the back of Model Aviation for additional information on these and other events.



IMAA Big Bird Safety Checklist

Balance

Is the longitudinal center of gravity (for and aft) within the range shown on the plans?

Is the model balanced laterally (side to side)?

Alignment

Are all the flying surfaces at the proper angle relative to each other?

Are there any twists in the wing?

Do the wings and removable tailplane seat properly on the fuselage every time?

Is the engine set at the proper thrust angle as shown on the plans?

Control Surfaces

Are all control surfaces securely attached? (i.e., hinges glued, pinned). Pull on each one to test.

Are the control horns secured to the model?

Control Linkages

Have all the linkages been checked to be sure they are secure?

Are the clevises closed? (Keepers or fuel tubing should be fitted to ensure they stay closed)

Engine / Motor Mount Security and Operation

Are all engine mount screws tight, including mount to bulkhead if applicable?

Are the propeller bolts and/or spinner tight? If a single nut, is there a safety nut as well?

Does the throttle work without binding?

Does the throttle trim tab shut down the engine?

Has the propeller been balanced and checked for damage?

Are the propeller tips painted a contrasting color? (while not essential it makes the propeller much easier to see)

Has the engine been thoroughly test run? (engine idle and throttle up properly)

Is the fuel tank installed correctly? (i.e., carburetor at the same height as fuel tank, fuel tank clunk in proper position and moving freely, fuel lines in good condition and connected to the engine correctly)

Radio Equipment

Are the receiver and the battery securely mounted and padded with foam to protect from vibration and shock?

Are all the electrical connectors secure?

Is the receiver antenna fully extended and in good condition?

Are the batteries charged and in good condition (check under load with a volt meter if unsure)?

Are all servo securely fastened to the rails or trays?

Are servo arms firmly attached with screw in place?

Are all push rods firmly secured in servo arms (again keepers or fuel tubing should be fitted)?

Are the control throws in the correct direction with proper amount of deflection (as per plan)?

Rudder & tail wheel: Left stick should move the rear of the rudder and tail wheel to the left.

Nose wheel: Left stick should move the front of the nose wheel to the left

Aileron: left stick should move left aileron up and right down.

Elevator: Pulling back on the stick should move the back of the elevator up.

Canard: Pulling back on the stick (elevator) should make the front of the canard move up

Throttle: With trim set fully forward, pushing the stick forward should open throttle fully. With trim set fully backward, pulling the stick back should fully close the throttle.

Has a full range check been performed? (see below)

Undercarriage (where fitted)

Is the undercarriage firmly attached to airframe and the wheels securely retained?

Does aircraft taxi in a straight line?

General

Is the covering tight with no visible signs of damage?

Are the retaining bolts in place and secure?

Are all hatches, cowls and canopies secure?

Are all components structurally sound?

Is your name and contact details marked on the model somewhere easily visible? (in case it's lost)

Range Checking the radio

Verify frequency is available and mark it as yours if necessary.

Turn on transmitter check the correct model is selected (if applicable) and then turn on the receiver.

Important: make sure the transmitter aerial is down fully.

Ask someone to help and walk away from the model until signs of loss of control is apparent. If electric powered ensure that the range is not worse with the motor running.

Before EVERY flight:

Check the receiver battery pack to ensure enough charge for the flight intended.

Check for damage and the control throw direction of all surfaces.

Advertisements:



Open 10-7 Tuesday thru Sunday.

315-532-6826

www.mexairrc.com

www.facebook.com/mexairrc

**Winner of AMA 2015 Hobby Shop Award
for signing up new AMA members.**

FOR SALE:

Please visit the Southern Tier RC Swap Shop. Dan Luchaco has included me in his mailing list. This is the current edition. The latest edition will be out after January 20th.-

April 28th 2016.pdf

All contact information is included with the ads.

If you want to list modeling items for sale, R/C services offered, or a really neat R/C web site, this would be a good spot. Free for members. Send your advertisement by e-mail to jwolsley@verizon.net. Please put STARS ADVERTISEMENT in the subject line.

Links-

New website to check out- <http://www.flyboyzblog.com/>

This site has articles pertaining to both full scale and model aircraft. Check it out.

Howard Blair found an interesting video from YouTube on micro flight
<http://www.youtube.com/watch?v=fuoFA2fKjEo&feature=fvst>

Tom Catalino pointed out this site recently. An excellent site for Lipo battery info-
<http://sites.google.com/site/tjnguytech/charging-how-tos/balance-connectors>

Peter Seiffert sent along the following web site- www.servodatabase.com/servos/all

Mike Graham has a torque conversion chart-



Arming Switch Information-

AMPϕ- Arming The Big Boys, by Greg Covey November 2007
http://www.rcuniverse.com/magazine/article_display.cfm?article_id=950

RunRyder- How To Make A Spark Arrestor for an ESC by Lucien Miller
<http://www.helifreak.com/archive/index.php/t-289393.html> look down to the post from gbidwell from 4-24-2011 0601am. That's the exact article that I have from RunRyder.

Note- Many of the newer ESCs have a built in spark arrestor. If you still see and hear the spark, this is a good idea to save the plugs.

The Link for the AMA is:

<http://www.modelaircraft.org/>

The link for the AMA DII Calendar is:

<http://www.amadistrictii.org>

The link for the club yahoo users group is:

http://groups.yahoo.com/grjwoup/stars_club_members/ (Don't forget to sign in)

The link for the STARS club home page at DII is

<http://www.amadistrictiistars.org/>

The link for the STARS club web cam is:

<http://www.amadistrictiistars.org/scam.html>

The Propwash News Letter is also available at YAHOO GROUPS. The current news letter and previous years/months are viewable and printable from there.

Please contact Mike Graham tanjmg82@aol.com to join the STARS Yahoo group. Send Mike an email asking to join from your preferred email account. Mike will then reply with an invite to join the group. The invitation contains the links and instructions necessary to join.



STARS Field Satellite photo



Onondaga Model Aircraft Club

Route 92, Manlius, NY 13104

OMAC

Radio Control (RC) Model Aircraft Swap Meet and Luncheon Saturday, April 2, 2016 Open to the Public

- See RC Aircraft on Display,
- Try an RC Flight Simulator
- Real Flying Models
- Eat Lunch With OMAC Members and Other RC Modelers
- Join OMAC and Fly at our Field

Oran Community Church
8560 Cazenovia Road
Manlius, NY

Only \$5.00 admission for Buyers, Sellers and Spectators
Wives and children under 12 free.

Doors open 10:00 until 2:00

25 tables for Vendors on a first come basis

No table fees and No reservations

Seller set-up at 9:00AM.

Any RC related items welcome.

Talk about New FAA Rules for

UAS

Unmanned Aerial Systems

BUY SELL

or Just Eat Lunch with OMAC

The Onondaga Model Aircraft Club (OMAC), Manlius, NY is holding an Radio Control (RC) Model Aircraft **Swap Meet**. The event is not limited and all RC model types are welcome. The event is open to the RC community and the general public.

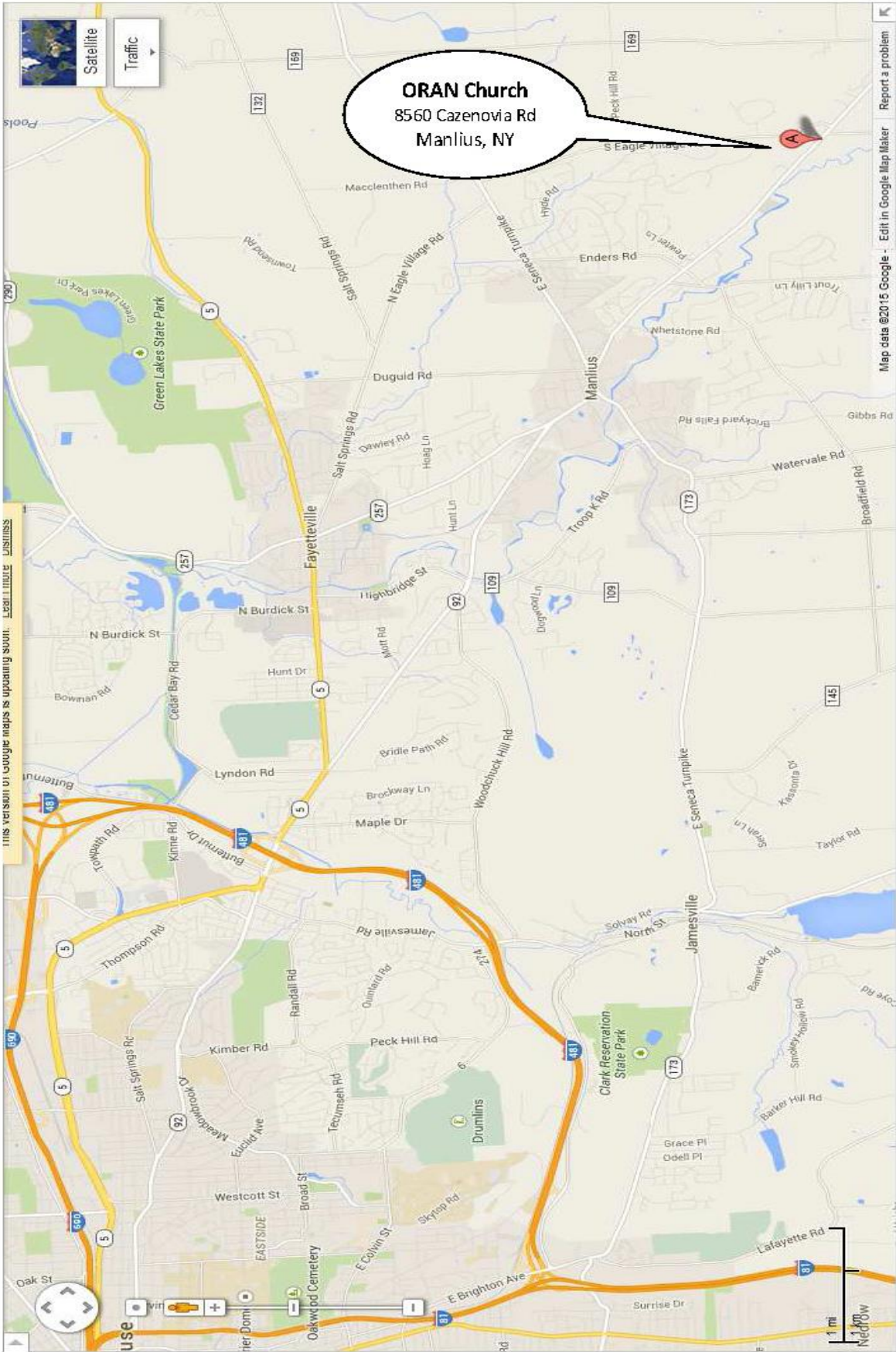
Bring your RC Models to display or sell or come to browse, learn from experienced RC modelers and flyers or buy some of the models on display. Food will be available, there will be a door prize, a 50/50 raffle and an flight a simulator. Prospective new Pilots can try their hand at flying an RC model Aircraft.

The Onondaga Model Aircraft Club (OMAC) is an Academy of Model Aeronautics (AMA) chartered model aircraft flying club open to all ages. We are a not-for-profit group of dedicated builders and Radio Control Aircraft flyers who enjoy the hobby and who are eager to welcome and help newcomers.

Please attend our Swap Meet. Consider joining our club and learn to fly.

Web site: <http://www.flyomac.com/>

Email: webmaster@flyomac.org



ORAN Church
8560 Cazenovia Rd
Manlius, NY

This version of Google Maps is upcoming soon. [Learn more](#) [Dismiss](#)

Map data ©2015 Google - [Edit in Google Map Maker](#) - [Report a problem](#)

use

1 mi
Nedrow

FLAPS presents:

Fourteenth Annual

RC Swap Meet & Auction

Saturday, April 9, 2016

GREAT SITE!

Now located at

Vince's Park

4 Miles east of Exit 41!

2976 Route 318, at intersection of Route 318 & 5&20, Seneca Falls 13148

Swap Meet -9:30

Auction - 11:30

Doors open 9:00 am

\$5.00 Admission (ladies & children free)

No Auction Fees

Tables provided no charge

Food and Refreshments available

Lots of great RC deals & door prizes

Tickets for RC prizes & 50/50

Raffles for HDTV & \$\$ CASH \$\$



Directions:

From the Thruway Exit 41 (Waterloo):

Turn right on Route 414 and south to Route 318, turn left, Vince's Park is 4 miles, on the right.

From the South:

Take Route 5&20 to intersection of Route 414, between Seneca Falls & Waterloo. Go North on 414 toward Thruway Exit 41, turn right on Route 318, Vince's Park is 4 miles, on the right.

Same Great Location

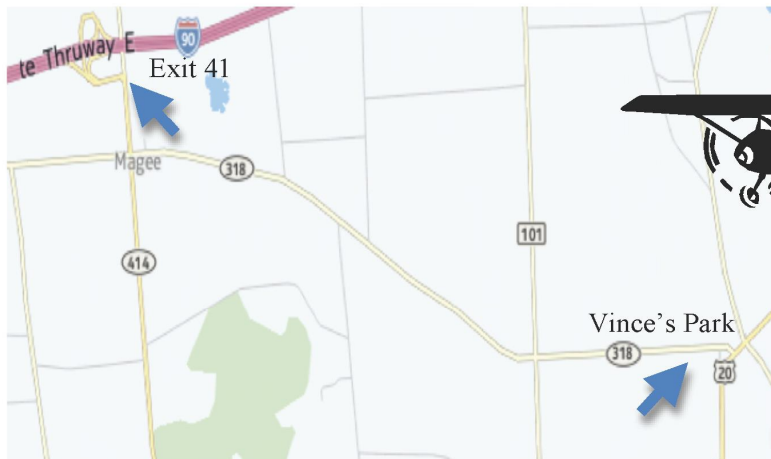
Easy Access! - Lots of Parking!

HDTV - \$\$CASH\$\$ - RC Drawings

2976 Route 318, Seneca Falls, NY 13148

8 miles east of Premium Outlet Mall

4 miles east of Exit 41



Join Us for a Good Time!

Lat 42.948847
Long -76.772246

Finger Lakes Premier Swap Meet!

Sponsored by the Finger Lakes Air Pirates Inc.
AMA Gold Leader Club #101

Visit us at: www.flapsrc.com

S.T.A.R.S.

Flight Training Program



2016



When?

**Every Thursday evening from 5:30 PM to Sunset
May 05, 2016 through September 08, 2016**

Where?

**At the S.T.A.R.S. field in Phoenix, New York
649 County Route 12, Pennellville, NY 13132
N43.23696, W76.24550**

Who?

Anyone wanting to learn to fly powered R/C model airplanes!! You do not have to be a Club member and all lessons are free. Each student must furnish his/her own plane and radio equipment and also must hold a current membership in the Academy of Model Aeronautics aircraft association in order to fly.

PreFlight Workshop

**Held at STARS Flying Field in Phoenix, NY
Thursday April 21, 2016 at 7 PM**

Interested?

Contact:

SENIOR FLIGHT INSTRUCTOR: Bob Rowe (474-8428)

Syracuse Thunderbirds Aero Radio Society

Phoenix, NY

Charter 473



S.T.A.R.S. 2016 Helicopter & Multirotor Night

*All skill levels welcome, but must be an AMA member to fly
and provide your own outdoor capable Heli or Multirotor.
Build help and flight instruction available.*

**Tuesday evenings - April 19 to October 11
5PM until Dusk**

Come out and join us for fun, food and good flying



2016 OUTDOOR SEASON OPENING RACE



**SATURDAY APRIL 23
NOON-DARK**

**OSWEGO VALLEY MODELAIRES
CLUB FIELD
181-211 CHASE RD, FULTON, NY 13069**

ADDITIONAL INFO

- **PILOT REGISTRATION: \$20
SPECTATORS: FREE**
- **AMA AND MULTIGP REG. REQUIRED**
- **FOOD AVAILABLE ON-SITE**
- **REST ROOM ON-SITE**
- **TWO CHARGING STATIONS ON-SITE**
- **ALTERNATE RUNWAY AVAILABLE
FOR FIXED WING FUN FLY
THROUGHOUT THE DAY**

FOR MORE INFO CONTACT:

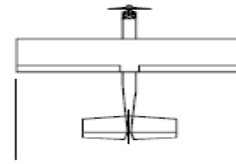
**RICH BELLAMY
(315) 224-2091
FLITEBROS@GMAIL.COM**



**DIATONE
USA
WWW.DIATONEUSA.COM**



S.T.A.R.S. Field Rules



1. General:

- A. License: All pilots, students, and flying guests *must* have a current membership in a nationally recognized model aircraft association in order to fly. Those pilots participating in the Park Pilot Membership Program must fly models that weigh two pounds or less and be incapable of reaching speeds greater than 60 mph. They must be electric or rubber powered, or of any similar *quiet* means of propulsion.
- B. Spectators: Only those people essential to flight operations will be permitted in the pit area; all others will remain on the spectator side of the fence. Impound: All pilots, students, and flying guests must place their transmitter(s) in the impound area immediately upon arriving at the field.
- C. Vehicles: Vehicles will not be permitted on the flying field.
- D. Crash Debris: Pilots must retrieve all pieces of their aircraft after a crash. Particularly, attention must be made to obtaining all pieces of aircraft that land in the neighboring fields under cultivation.
- E. Trash: All members will take home their own trash.
- F. Alcoholic Beverages: Members will not consume alcoholic beverages prior to, nor during, participation in any *modeling* operations.
- G. Smoking: Smoking will not be permitted in the pit area or on the flight line.
- H. Mowing: Flying on the field will not be permitted if the field is being mowed or maintained.

2. Transmitters:

- A. Frequency Control (*For non 2.4 GHz transmitters only*): All members, students, and guests *must make use of the field frequency control system*. Each pilot will obtain the correct frequency flag (or pin) from the impound board and attach it to his/her transmitter before attempting to fly.
- B. Range Checks: Each pilot will conduct a successful radio equipment ground range check before flying a new or repaired aircraft and prior to each flying session.

3. Engines:

- A. All internal combustion engines run at the field will have a silencer (except for small displacements of .09 cubic inches or less).
- B. When running an engine in the pits, keep neighboring personnel behind the prop arc.

4. Flying:

- A. Boundaries: Flying over the pit area or the spectator side of the fence is prohibited, unless beyond the control of the pilot(s).
- B. Taxing: Taxing is prohibited in the pit area!
- C. Flying:
 - (1). Pilots will initiate their first turn after takeoff away from the pit and spectator areas.
 - (2). Engines will not be started before 9 AM Monday through Saturday and 11 AM on Sunday (**electrics may start at 10 AM**), unless approved by the **Event Director**.
 - (3). No more than three aircraft will be permitted in the air at one time.
 - (4). All flying will be conducted from the designated flight boxes.
 - (5). Hand launching of aircraft is prohibited from the pits.
 - (6). Flight operations will cease during electrical storms.

5. Guests:

- A. All guests must have a current membership in a nationally recognized model aircraft association in order to fly.

- B. Guests may fly at the field only with the approval of a member in good standing and only as long as a sponsoring member *remains at the field*. Guests will not fly unattended.
- C. A local guest will be allowed to fly at the field on three (3) separate occasions and then will be asked to join the Club.
- D. An out-of-town guest may make arrangements with the Club to fly at the field while visiting the area. The Club Officers and the Safety Officer will handle each out-of-town visitor on a case-by-case basis.
- E. *All guests are required to extend every courtesy to current members sharing the same flying frequency*. But when there is a conflict over who shall fly, the Club member will have the first option to fly. Both the guest and the members should use common sense while sharing the flight line or using the same radio frequencies.

6. RC Aircraft Utilizing "First Person View" Systems (AMA Document 550):

A. GENERAL:

- (1). FPV flying of radio control model aircraft by AMA members is allowed only for noncommercial purposes as a hobby/recreational and/or competition activity.
- (2). All FPV flights must be conducted in accordance with AMA's current National Model Aircraft Safety Code and any additional rules specific to the flying site/location.

B. OPERATIONS – REQUIREMENTS - LIMITATIONS:

- (1). AMA FPV novice pilots must use a buddy-box system with an FPV spotter while learning to fly FPV.
- (2). All FPV flights require an AMA FPV pilot to have an AMA FPV spotter next to him/ her maintaining VLOS with the FPV aircraft throughout its flight.
- (3). The FPV pilot must brief the FPV spotter on the FPV spotter's duties, communications and hand-over control procedures before FPV flight.
- (4). The AMA FPV spotter must communicate with the FPV pilot to ensure the FPV aircraft remains within VLOS, warning the FPV pilot of approaching aircraft, and when avoidance techniques are necessary.
- (5). The FPV spotter may at any time during an FPV flight acquire the transmitter from the FPV pilot and assume VLOS control of the aircraft.
- (6). If the FPV pilot experiences a problem due to a loss of video link, orientation, or is unable to safely fly, he/she must abandon FPV mode and fly VLOS or pass the RC transmitter to the FPV spotter to assume VLOS control of the aircraft.
- (7). Before initial FPV flight and after any flight system changes or repairs, FPV model aircraft must be test flown by conventional VLOS to determine that flight systems are working properly.
- (8). FPV model aircraft must use frequencies approved by the FCC for both the RC system and the wireless video system. Pilots must meet applicable FCC licensing requirements if they choose to operate the RC flight control system or the wireless video system on Amateur Band frequencies.

C. RANGE – ALTITUDE – WEIGHT – SPEED:

- (1). One of the requirements in Federal Law (Public Law 112-95 Sec 336 (c) (2) February 14, 2012) for model aircraft to be excluded from FAA regulations is that model aircraft be flown within VLOS of the operator.
- (2). Model aircraft flown using FPV must remain at or below 400 feet AGL when within 3 miles of an airport as specified in the AMA Safety Code.
- (3). Model aircraft flown FPV are limited to a weight (including fuel, batteries, and onboard FPV equipment) of 15 lbs. and a speed of 70 mph.

STARS

Field Protocol

Dedicated to responsible
RC fun with safety by
choice, not chance.

1. General:

- A. Civil and courteous behavior is required at the field at all times.
- B. Safety is paramount and everyone's business. Use common sense in all matters.
- C. It is strongly recommended that you do not fly alone.
- D. Learn where the First Aid station is located and inform the Field Committee if material has been issued from it.
- E. When opening or closing combination locks, *always* set the wheels to 0000.
- F. Last member out must close and lock the refrigerators, pavilion, and main gate.
- G. Cell phones are not to be used on the flight line or in the pavilion near the transmitters.

2. Engine Courtesy:

- A. Long term tuning and initial break-in should be conducted away from the pits and spectators (usually at the engine break-in stand).
- B. Do not direct prop wash at other modelers, their aircraft, equipment, or bystanders behind the pit fence. Kindly inform those bystanders near the fence that you intend to start an engine before you do so.

2. Flying Courtesy:

- A. Any person wishing to enter an active flying field or runway to cross same or to retrieve an aircraft, must loudly announce their intention to all fliers on the flight line.
- B. A "landing" aircraft has the right of way over an aircraft "taking-off".
- C. A "dead stick" aircraft has the right of way over all others.
- D. All take-off and landing attempts must be announced to other pilots on the flight line. Take-offs are normally announced by saying "taking off", and landings are announced by saying "landing" or coming in". Dead stick landings are announced clearly to all pilots in the pits and on the flight line by saying "dead stick".
- E. A pilot having difficulty in controlling his/her aircraft must announce to all in the pits and on the flight line that he/she is experiencing radio or mechanical problems. Pilots on the ground preparing to fly will turn off their transmitters and wait for the problem to be resolved before continuing to fly. Fliers in the air will stay clear of the aircraft in distress and will land, if possible, as long as it does not contribute to the crisis. All personnel near the pit area must be alerted to the situation.
- F. If a crash occurs on the field or in the pits, all flying will stop until the accident has been investigated and the debris has been cleared from the field.
- G. Normal flight duration is 10 minutes. Obviously, flight time may be extended if there are no other pilots waiting to fly or waiting for a particular radio channel.
- H. When you have finished flying, please return your transmitter to the impound.

3. Good Earth Policy:

- A. Place recyclables in the appropriate container in the pavilion.
- B. Turn off all pavilion lights when departing the field for the night.
- C. The field does not have a trash removal service. If you carry anything to the field, carry it back out.
- D. If a pilot or guest brings a pet to the field, he/she will be responsible for supervising the animal's conduct while at the field. Please observe all appropriate Field Rules.
- E. If you smoke, please place all cigarette butts in the butt cans in the field.
- F. Do not throw cans or bottles or any other trash in the outhouse pits.
- G. DO NOT DRINK THE WELL WATER. Well water is to be used for washing only.

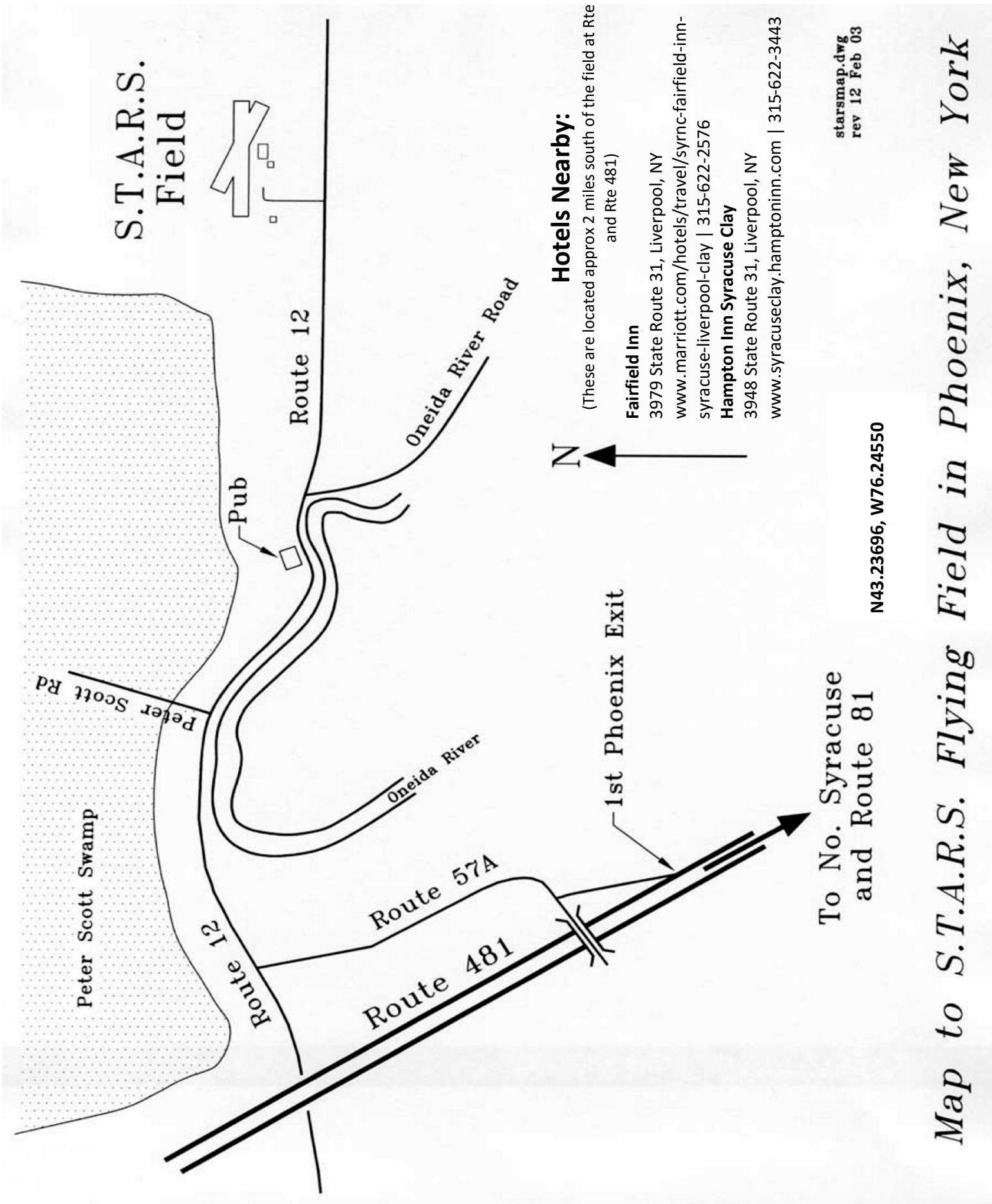
4. Replacement Courtesy:

- A. Where an individual's plane or property is damaged by the actions of another individual, it will be the responsibility of the two parties to resolve the situation in an appropriate manner.

STARS POLICY REGARDING PHOTOGRAPHY

- STARS is a membership organization organized under the laws of the State of New York.
- The STARS flying field, located in Phoenix, New York, is owned by STARS, and as such, is privately owned property.
- The purpose of this policy is to limit and restrict the reproduction of images, in any form, of the STARS property and the activities which occur thereon.
- While the STARS property is privately owned, members, guests, and the general public are welcome at the field during published field hours of operation. Members, guests and the public must adhere to all rules imposed by STARS regarding entry upon and/or the use of STARS property, including the STARS policy on photography.
- The reproduction of images of the STARS field or the activities thereon, in any form, is a privilege and not a right.
- Except as provided below, the reproduction of images of the STARS field or activities thereon in any form, including, but not limited to film and digital still photography, and video photography in either film or digital form, is strictly forbidden.
- Violation of this policy will result in immediate expulsion of the violator from the STARS premises, and may subject the violator to criminal and/or civil sanctions and penalties.
- Members in good standing of STARS shall be exempt from the above requirements so long as any images or video produced of the STARS premises or the activities thereon are for personal and non-commercial use.
- Guests and the general public may be permitted to photograph or video the STARS property and activities thereon, but only for personal and non-commercial use, and only with the prior written consent of the Club's executive board.

Map to the STARS



Map to S.T.A.R.S. Flying Field in Phoenix, New York

